


Introduction

Streaming series products are audio/video encoder/transcoder servers especially designed and developed by **AVerMedia Technologies, Inc.** to welcome the unstoppable trend in Internet/digital TV and broadcasting applications. **Streaming** series products provide comprehensive all-in-one servers to demands in audio/video encoder/transcoder and streaming services. **Streaming** series products support not only real-time video streaming but also multi-display output, bitrate and resolution configurations, and other encoding profiles, letting administrators to complete configurations from input signals to streaming tasks quickly and transmitted high quality videos to various receiving terminals such as TV sets, desktop PCs or mobile devices. Administrators can easily integrate **Streaming** series products into currently running IPTV/OTT equipments and working processes.

Streaming supports various and multiple input sources, multiple encoding/transcoding formats, and multiple streaming tasks of single input source too. Administrators are free to combine or create freely based on different needs easily. Moreover, **Streaming** complies with 3GPP rules and regulations, expanding its services to a wide range of mobile device users in its service area. Reliable, high compatibility and expandability, **Streaming** solves the problems and fits into current environment infrastructures.


Physical Interface : Front View – RS7160



LED Indicator Descriptions

No.	LED	Description	Green	Red
1	Power	System power	Normal	Abnormal
2	Hard Disk	Hard disk drive activity	Data access	N/A
3	Temperature	Temperature in the chassis	Normal	Abnormal
4	Fan	Cooling fan status	Normal	Abnormal
5	LAN	LAN connectivity	Connected	Disconnected


Back View- RS7160



No.	Part Name	No.	Part Name
1	DVI Converter x2	5	Ethernet Port x2
2	HDMI Connector x4	6	USB 2.0
3	PS/2 Keyboard/Mouse	7	Power Connector
4	VGA Connector	8	Power Switch

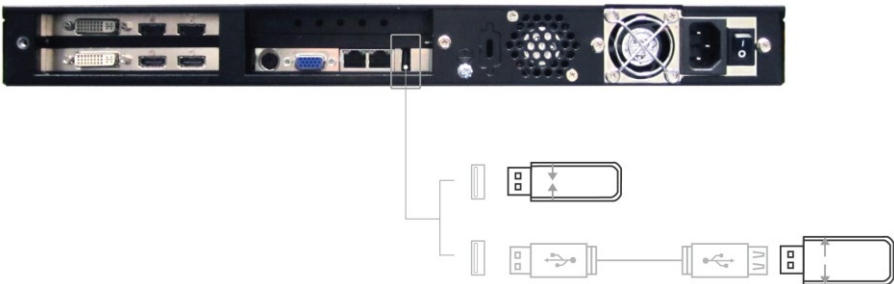
NOTE: One or two capture cards can be installed on **RS7160**.

Power Supply Connection



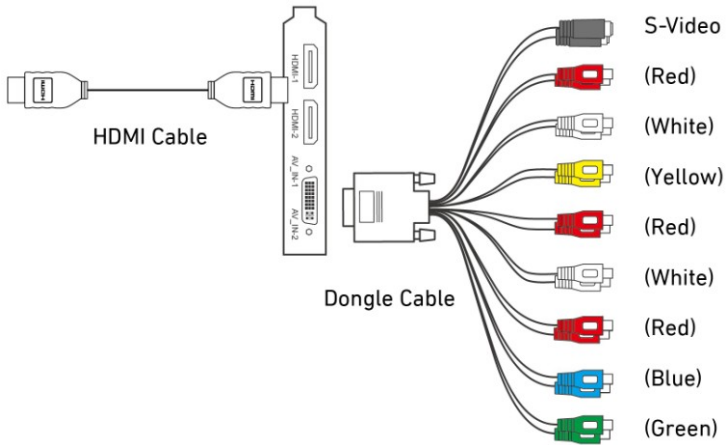
USB Stick Connection

NOTE: Please use a slim USB stick (width less than 1.7 cm). Otherwise, use an USB extension cable to ensure a wide USB stick can be properly and completely inserted into the USB port.



Input Source Connections- RS7160

HDMI / Component / S-Video / Composite



Specifications- RS7160

INPUT SIGNAL	
Input Interface	HDMI / Component / S-Video / Composite / TS-IP Input
IP OUTPUT	
Output Interface	Dual Gb Ethernet Ports
Transmission Protocol	TS over TCP/ UDP/ UDP Multicast/ RTP/ RTP Multicast/ HTTP/ HTTP Live Streaming (HLS)/ FLV over HTTP/ RTMP Publish/ RTSP
VIDEO FORMATS	
Video Codecs	MPEG-2 / H.264 / H.263
Rate Control	CBR, ABR, VBR
Recommended Resolution	1920x1080, 1440x1080, 1760x990, 1600x900, 1280x720, 720x576, 704x576, 640x576, 544x576, 480x576, 352x576, 960x540, 864x486, 852x480, 720x480, 704x480, 640x480, 544x480, 480x480, 352x480, 640x360, 480x360, 384x288, 352x288, 480x270, 320x240, 320x180, 240x160, 176x144, 128x96, 96x96
Data Rate	H.264: 10Kbps~20Mbps (1) MPEG-2: 10Kbps~40Mbps
Entropy Mode	CAVLC/CABAC
Frame Rate	H.264: 10~30 fps MPEG-2: 25~60 fps
Key Frame Rate	5~300
AUDIO FORMATS	
Audio Codecs	AAC, MPEG-2 Audio, MP3, AMR
Sample Rate	8KHz~48KHz
Data Rate	16~320 Kbps
ADMINISTRATION & MONITORING	
Server Operation System	Windows 7 Embedded (64bit)
Administration	Build-in Web Server Browser Management
Monitoring	Support SNMP v1, SNMP v2
PHYSICAL & POWER	
Size	1RU
Dimensions	44mm(H) x 430mm (W) x 497mm(D)
Weight	10Kg
Voltage	100V-240V, AC 60~50 Hz, 6-3 A
Power Consumption	300W
Operation Temperature	0°C ~ 40°C (32°F ~ 104°F)
Storage Temperature	-20 ~ 60°C (-4°F~ 104°F)
Humidity Tolerance	10% ~ 85% at 40°C (104°F)

(1) It is highly recommended that set **10Mbps** (H.264) / **20Mbps** (MPEG-2) video data rate of HD video quality

FCC Class A User Information



This device complies with Part 15 of the FCC Rules. Operation is subject to the following two conditions: (1) this device may not cause harmful interference, and (2) this device must accept any interference received, including interference that may cause undesired operation.

Federal Communications Commission (FCC) Statement (Class A digital device)

Note: This equipment has been tested and found to comply with the limits for a Class A digital device, pursuant to Part 15 of the FCC Rules. These limits are designed to provide reasonable protection against harmful interference when the equipment is operated in a commercial environment. This equipment generates, uses and can radiate radio frequency energy and, if not installed and used in accordance with the instruction manual, may cause harmful interference to radio communications.

Operation of this equipment in a residential area is likely to cause harmful interference, in which case the user will be required to correct the interference at his own expense.

Changes and modifications not expressly approved by the manufacturer or registrant of the equipment could void your authority to operate the equipment under Federal Communications Commission rules.

Responsible manufacturer:

AVerMedia Technologies, Inc.

No.135, Jian 1st Rd., Zhonghe Dist., New Taipei City 23585, Taiwan

TEL: +886-2-2226-3630

USA Community contact:

AVerMedia Technologies U.S.A.

47358 Fremont Blvd., Fremont, CA 94538

Technical Support: <http://solutions.avermedia.com/>

ICES-003

CAN ICES-3 (A)/NMB-3(A)

European Union Directives conformance statement



This product is herewith confirmed to comply with the requirements set out in the Council Directives on the Approximation of the laws of the Member States relating to Electromagnetic Compatibility Directive 2004/108/EC. Safety-Low Voltage Directive 2006/95/EC

Warning : This is a Class A product. In a domestic environment this product may cause radio interference in which case the user may be required to take adequate measures.

Responsible manufacturer:

AVerMedia Technologies, Inc.

No.135 Jian 1st Rd., Zhonghe Dist., New Taipei City 23585, Taiwan

TEL: +886-2-2226-3630

European Community contact:

AVerMedia Technologies Europe B.V.

Kwartsweg 50, 2665 NN, Bleiswijk, The Netherlands

Technical Support: <http://solutions.avermedia.com/>

Australia and New Zealand Class A statement

Attention: This is a Class A product. In a domestic environment this product may cause radio interference in which case the user may be required to take adequate measures.

Disclaimer

All the screen shots in this documentation are only example images. The images may vary depending on the product and software version. Information presented in this documentation has been carefully checked for reliability; however, no responsibility is assumed for inaccuracies. The information contained in this documentation is subject to change without notice.

Copyright

©2013 by AVerMedia Technologies, Inc. All rights reserved. No part of this document may be reproduced or transmitted in any form, or by any means (Electronic, mechanical, photocopy, recording, or otherwise) without prior written permission of AVerMedia Technologies, Inc. Information in this document is subject to change without notice. AVerMedia Technologies, Inc. reserves the right to modify, change, improve or enhance its products and to make changes in the content without obligation to notify any person or organization of such changes. Please visit solutions.avermedia.com to get the updates of the operation and use of AVerMedia products. "AVerMedia" and "AVerCaster" are trademarks and logos of AVerMedia Technologies, Inc. Other trademarks used herein for description purpose only belong to each of their companies.

⚠ Important Safety Instructions

- 1.) Read these instructions.
- 2.) Keep these instructions.
- 3.) Pay attention to all warnings.
- 4.) Follow all instructions.
- 5.) Do not use this apparatus near water.
- 6.) Clean only with dry cloth.
- 7.) Do not block any ventilation openings. Install in accordance with the manufacturer's instructions.
- 8.) Do not install near any heat sources such as radiators, heat registers, stoves, or other apparatus (including amplifiers) that produce heat.
- 9.) Do not defeat the safety purpose of the polarized or grounding-type plug. A polarized plug has two blades with one wider than the other. A grounding type plug has two blades and a third rounding prong. The wide blade or the third prong is provided for your safety. If the provided plug does not fit into your outlet, consult an electrician for replacement of the obsolete outlet.
- 10.) Protect the power cord from being walked on or pinched particularly at plugs, convenience receptacles, and the point where they exit from the apparatus.
- 11.) Only use the attachments/accessories specified by the manufacturer.
- 12.) Unplug this apparatus during lightning storms or when unused for long periods of time.
- 13.) Refer all servicing to qualified service personnel. Servicing is required when the apparatus has been damaged in any way, such as power-supply cord or plug is damaged, liquid has been spilled or objects have fallen into the apparatus, the apparatus has been exposed to rain or moisture, does not operate normally, or has been dropped.



The mark of Crossed-out wheeled bin indicates that this product must not be disposed of with your other household waste. Instead, you need to dispose of the waste equipment by handing it over to a designated collection point for the recycling of waste electrical and electronic equipment. For more information about where to drop off your waste equipment for recycling, please contact your household waste disposal service or the shop where you purchased the product.

WARNING

To prevent fire or shock hazard do not expose the unit to rain or moisture. Dangerously high voltages are present inside the unit. Do not open the unit. Refer servicing to qualified personnel only.